



Filtration

# The efficiency concept that makes **the difference**

Compressed air filtration

Better through Responsibility



# Safety means, as far as we are concerned, we never rely on chance

- › Particle deposition
- › Oil vapour adsorption
- › Aerosol deposition



### Protect plants, systems and processes

Compressed air must be freed of aerosols, oil and particles before it enters your application. The contamination resulting from the ambient air and compressor operation can damage your plant or system and ruin the product. CLEARPOINT® compressed air filters ensure the purity of your compressed air – safely and efficiently.

### Identify savings potentials and utilise them

80% of the life-cycle costs for a compressed air plant result from operating costs. The energy costs for the compressor are also a considerable factor. A pressure drop in the system must be compensated for by higher compressor performance in order to maintain the operating pressure. The consequence: increased energy requirement and premature compressor wear. Appropriate compressed air filtration creates increased energy saving potential in this area.

### Developing reliable solutions

CLEARPOINT® compressed air filters utilise this enormous saving potential with innovative 3eco filter elements and a special housing design. We can provide you with the right solution for every requirement by utilising our comprehensive compressed air filter programme and our extensive know-how.

### › Flange and threaded filters

16 bar

Pages 6 – 8

### › Activated carbon filter

Page 10

### › Water separator

Page 11

### › High pressure filter

50 bar




Pages 12 – 13

100 – 500 bar

Pages 14 – 15

### › Sterile and vapour filters

Pages 16 – 17

| Filter stages                                 | <br>Water separator<br>CLEARPOINT® W<br><br>H <sub>2</sub> O | <br>Coarse Filter<br>CLEARPOINT® C<br><br>25 µm | <br>Fine filter<br>CLEARPOINT® F<br><br>1 µm | <br>Ultra-fine filter<br>CLEARPOINT® S<br><br>0.01 µm | <br>Activated carbon filter<br>CLEARPOINT® A/V<br><br>Oil vapour<br>Odours | <br>Sterile filter<br>CLEARPOINT® SR<br><br>Bacteria, viruses,<br>Micro-organisms | <br>Vapour filter<br>CLEARPOINT® ST<br><br>25 – 1 µm |
|---|---|--|---|--|---|--|---|
| Compressed air class<br>(ISO 8573-1)          |   |  |   |  |   |  |   |
| Pressure level<br>Up to 16 bar<br>Pages 6– 11 |    |   |    |   |    |   |    |
| 50 bar<br>Pages 12– 13                        |    |   |    |   |    |  |   |
| 100 – 500 bar<br>Pages 14– 15                 |   |   |    |   |    |  |   |















\* Class 1 can also be achieved depending on ambient and operating conditions



Scan for the latest  
information about filter technology from  
**BEKO TECHNOLOGIES**

# Always the **best possible** compressed air quality

Depending on the required compressed air quality, several compressed air filters are often connected or switched in series throughout the entire processing chain. In such cases it is not only the efficiency of every individual filter which is decisive for an economical, reliable and safe overall system, rather more the right combination. We can develop the solution which is suitable for you and your demands – for all compressed air qualities according to ISO 8573-1!

|  |   |   |   |   |   |   |
|--|---|---|---|---|---|---|
| Coarse filtration / Class 4 . - . 4  |   |   |   |   |   |   |
| Fluid and solids deposition for non-critical applications  | Water separator<br>CLEARPOINT® W<br><b>H<sub>2</sub>O</b>                           | Coarse Filter<br>CLEARPOINT® C<br><b>25 µm</b>                                      |   |   |   |   |
| Fine filtration / Class 2 . - . 2  |  |  |  |   |   |   |
| For general deposition of condensate and particles for dryers, valves, fittings and tools  | Water separator<br>CLEARPOINT® W<br><b>H<sub>2</sub>O</b>                           | Coarse Filter<br>CLEARPOINT® C<br><b>25 µm</b>                                      | Fine filter<br>CLEARPOINT® F<br><b>1 µm</b>   |   |   |   |
| Ultra-fine / Class 1 . - . 2*  |  |  |  |   |   |   |
| Combination for safe separation of condensate, oil aerosols and particles, recommended for demanding applications with higher requirements   | Water separator<br>CLEARPOINT® W<br><b>H<sub>2</sub>O</b>                           | Fine filter<br>CLEARPOINT® F<br><b>1 µm</b>   | Ultra-fine filter<br>CLEARPOINT® S<br><b>0.01 µm</b>                                |   |   |   |
| Oil-free and odour-free air / Class 1 . - . 1 .  |  |  |  |  |  |  |
| High-performance filtration for deposition of all pollutants up to and including oil vapours and odours for applications with the highest requirements (pre-drying the air is necessary) | Water separator<br>CLEARPOINT® W<br><b>H<sub>2</sub>O</b>                           | Fine filter<br>CLEARPOINT® F<br><b>1 µm</b>   | Ultra-fine filter<br>CLEARPOINT® S<br><b>0.01 µm</b>                                | Activated carbon filter<br>CLEARPOINT® A/V<br><b>Oil vapour, odours</b>               | Dust filter<br>CLEARPOINT® RS<br><b>0.01 µm</b>                                       | Sterile filter<br>CLEARPOINT® SR<br><b>Bacteria, viruses, Micro-organisms</b>         |

\* Class 1 can also be achieved depending on the operating conditions (aspiration air, ambient temperature, type of compressor, type of oil etc.).

Safe

Clean

Cost saving

Multifunctional



Water separator

High pressure filter  
100 – 500 bar

Flange and threaded filters  
up to 16 bar

High pressure filter  
Up to 50 bar

# Up to 16 bar

| Filter stages                           |  |  |  |  |  |  |  |
|---|---|---|---|---|---|---|---|
|   | Water separator<br>CLEARPOINT® W  | Coarse Filter<br>CLEARPOINT® C  | Fine filter<br>CLEARPOINT® F  | Ultra-fine filter<br>CLEARPOINT® S  | Activated carbon filter<br>CLEARPOINT® A/V  | Sterile filter<br>CLEARPOINT® SR  | Vapour filter<br>CLEARPOINT® ST   |
| Compressed air<br>class<br>(ISO 8573-1) | H <sub>2</sub> O  | 25 µm   | 1 µm  | 0.01 µm   | Oil vapour<br>Odours  | Bacteria, viruses,<br>Micro-organisms   | 25 – 1 µm   |
|   | 4 . - . 4   | 2 . - . 2   | 1 . - . 1   | 1 . - . 2*  | - . - . 1   |   |   |
| Pressure level<br>Up to 16 bar          |  |  |  |  |  |  |  |

\* Class 1 can also be achieved depending on ambient and operating conditions

## Optimised, efficient, validated: CLEARPOINT® Filter up to 16 bar

Lower operating costs, longer service life, higher process safety and multifunctional application capability – just some of the many advantages from our CLEARPOINT® Filter. Irrespective of whether aerosols or solid particles, dust, oil vapour and odours or water: CLEARPOINT® 3eco filter elements have been optimised for materials and manufacturing technology. They are more efficient for safely removing contamination from the compressed air. All quality classes can now be achieved meaning you always have the required compressed air quality for the respective application.

Filters with defined separation characteristics are utilised to fulfil the compressed air quality requirements for an application according to ISO 8573-1.

The ISO 12500 standard describes the test methods for evaluating the filter separating percentages. Validation not only enables an evaluation for efficiency but also a comparison with other filter materials. Moreover, it can be calculated which compressed air quality can be achieved based on the separation performance and inlet conditions.

CLEARPOINT® 3eco filter elements have been validated by an independent institute according to ISO 12500 – with excellent results regarding the efficiency and pressure difference.



# CLEARPOINT® flange and threaded filters: the best connection

Depending on the plant specifications, CLEARPOINT® filters are available with robust aluminium housings and threaded connections or as a welded container with flange connection for larger performance ranges.

- › Achieve the desired compressed air quality with very low pressure differences
- › Efficient filtration between 30 and 130 % (threaded filter) and/or 111 % (flange filter) for nominal performance
- › Large fibre surface with higher cavity volumes
- › Increased process safety by utilising up to 10 fold increased oil aerosol deposition percentages
- › Able to fulfil all compressed air filtration requirement with just 3 degrees of filtration

## Flange filter

- › Flange connection for inlet/outlet at the same height
- › Housing concept with blind flange at the top enables service-friendly filter element exchange
- › Installation: Integration in pipework as well as possibility for wall mounting or positioning on adjustable feet
- › Impressively simple handling concept filter element/filter element bracket
- › Optional: Differential manometer for evaluation
- › Connection for BEKOMAT® condensate drain
- › Performance range from 1,420 to 34,680 m³/h at 7 bar

## Threaded filter

- › Finely adjusted construction size concept for performance and connection
- › Flow-optimised filter inlet and filter outlet
- › Doubled trapezoidal thread: simple alteration for through flow direction
- › Slide feed concept generates acoustic signal, when the device is opened under pressure
- › Simple handling for filter exchange with push-fit technology
- › Connection possibility for BEKOMAT®
- › Performance range from 35 to 3,120 m³/h at 7 bar

CLEARPOINT® Flange filter  
with BEKOMAT®

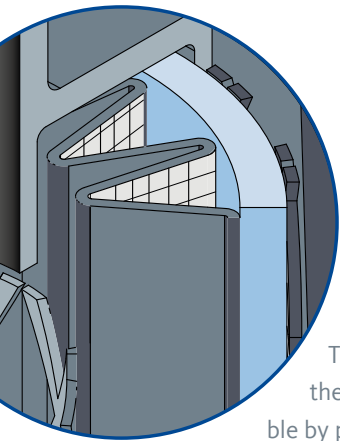
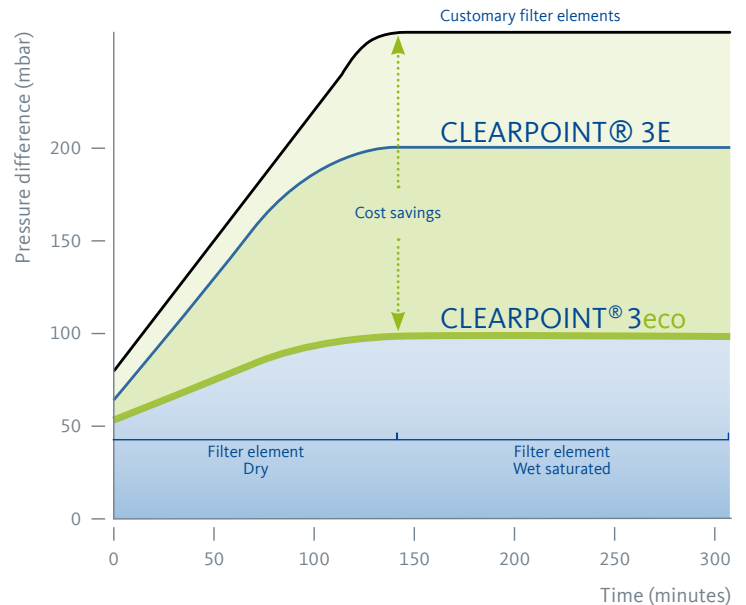


CLEARPOINT® Threaded filter  
with BEKOMAT®



# CLEARPOINT® 3eco – lower operating costs with optimised pressure difference

The decisive factor when evaluating the service life costs for compressed air filters is the energy consumption which results from pressure difference. The new CLEARPOINT® 3eco filter elements can reduce the pressure difference by up to 50 %. The CLEARPOINT® 3eco filter lowers the operating costs considerably more when compared to the previous, already efficient, CLEARPOINT® 3E filters. They not only increase the process safety but also the separation efficiency.



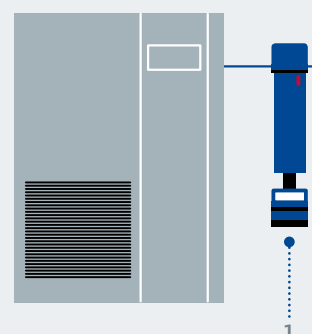
## New material and production processes makes this possible

The significant performance increase with the CLEARPOINT® 3eco filter is made possible by pioneering materials: An innovative open synthetic fleece (mesh) on the outside of the filter media ensures the

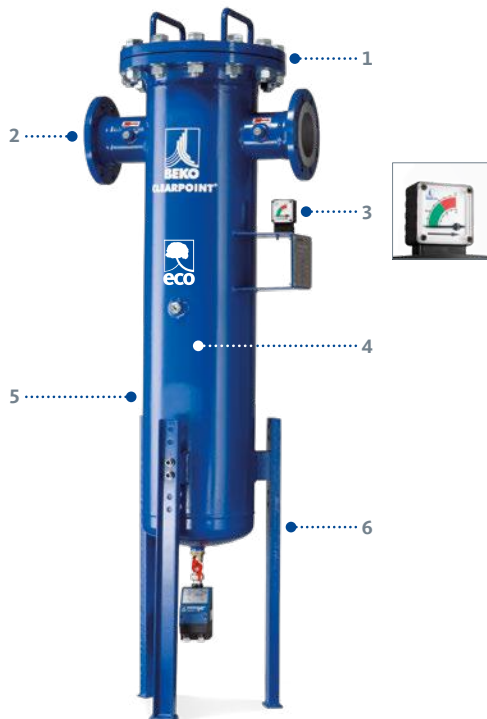
required rigidity for the various filter positions, without thereby reducing the filter surface area. The innovative production method utilising soft-pleat technology provides optimum connection for many surfaces and larger filter bed depth.

## Perfect interaction for highest quality

We always think about holistic solutions as a system provider. For this reason, we always develop every component for the compressed air processing plant as part of an interactive team comprising filtration, condensate management and drying. This guarantees process safety for the entire plant. CLEARPOINT® filters not only perform their contribution with 3eco filter elements, but also with sophisticated housing technology.

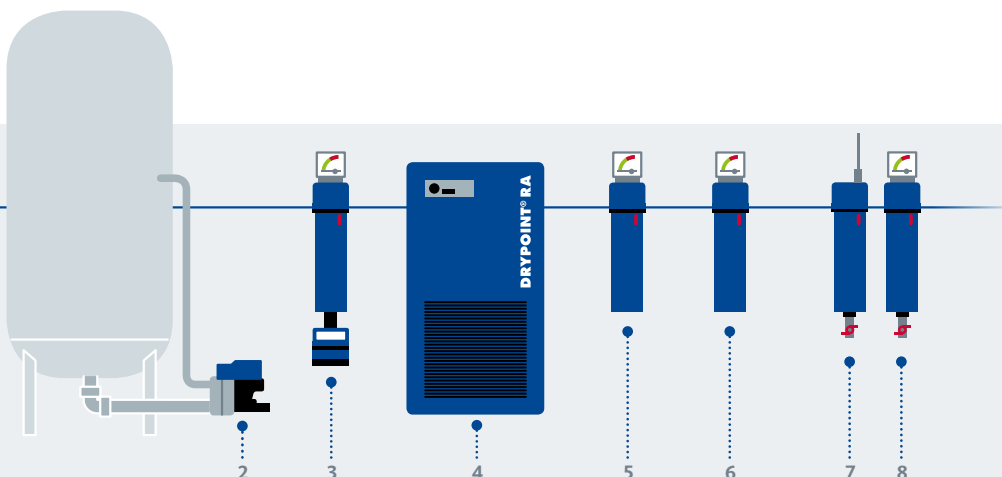
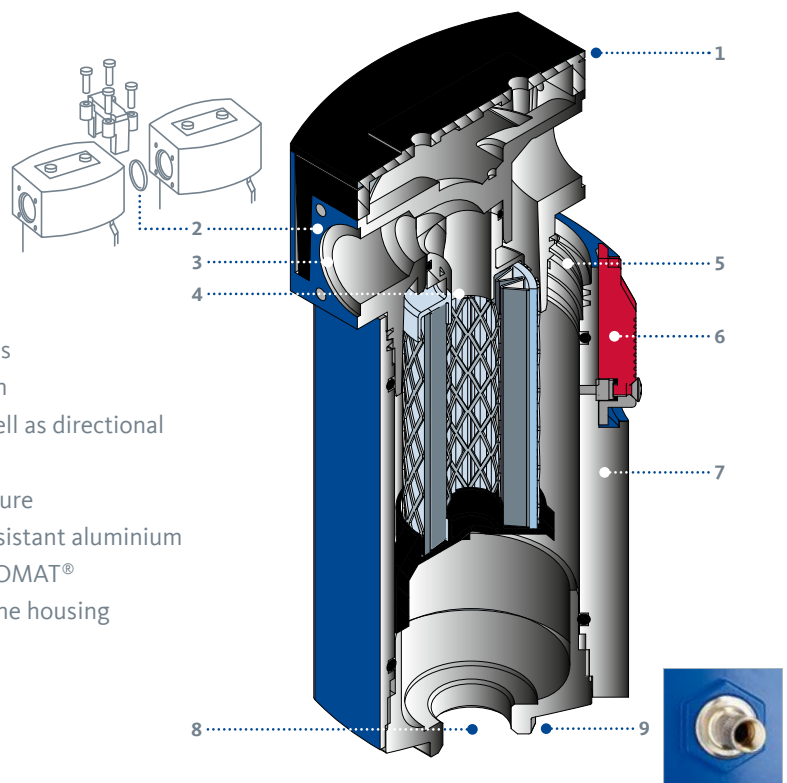


# The Tried and Tested Filter Housing with the Practice Oriented Details



- 1 Service-friendly filter element exchange by simple accessibility on top blind flange
- 2 Simple installation with two same-height compressed air connections
- 3 Optional differential manometer indicates whether the filter unit must be exchanged – ideal to retain the energy costs at a low level.
- 4 Impressively simple handling concept with filter element/filter element bracket
- 5 High-quality surface protection by utilising high-temperature galvanising on the inside and paint on the outside
- 6 Flange filter can not only be integrated in the pipework but also with adjustable feet on the container and anchored on the floor

- 1 Quick and easy to use wall mounting (optional)
- 2 Multiple filter stages save space and are simple to assemble
- 3 Flow efficient air inlets for the lowest possible pressure losses
- 4 Simple and rapid filter element exchange with push-fit design
- 5 Doubled trapezoidal thread for rapid and safe assembly as well as directional change for flow through
- 6 Secured slide feed prevents inadvertent opening under pressure
- 7 Corrosion protected housing made of anodised, sea water resistant aluminium
- 8 Connection possibility for condensate drain such as e.g. BEKOMAT®
- 9 Integrated key aid (external hexagonal) for easy opening of the housing



- 1 CLEARPOINT® W Water separator with BEKOMAT® condensate drain
- 2 BEKOMAT® Condensate drain
- 3 CLEARPOINT® C Coarse filter
- 4 DRYPOINT® RA Refrigeration dryer
- 5 CLEARPOINT® F Fine filter
- 6 CLEARPOINT® S Ultra-fine filter
- 7 CLEARPOINT® A/V Activated carbon filter
- 8 CLEARPOINT® RF Ultra-fine dust filter

# CLEARPOINT® A/V Activated carbon filter: measurable improved results

## Activated carbon filter with cartridge

- › For smaller volume flows
- › Highly efficient adsorption with residual oil content below 0.003 mg/m<sup>3</sup>
- › Longer service life compared to conventional filter elements
- › Service-friendly with easy to exchange cartridge
- › Almost abrasion free with integrated particle separation
- › Simple to adapt oil inspection indicator



CLEARPOINT® V  
Activated carbon cartridge



CLEARPOINT® V  
Activated carbon adsorber

## Activated carbon adsorber

- › For larger volume flows
- › Perfect compressed air quality with a maximum residual oil content of 0.003 mg/m<sup>3</sup>
- › Reduced operating costs by utilising low pressure difference and long service life
- › Complete solution with oil-free dust filter

# Highest possible water separation percentages: with CLEARPOINT® W

It is not possible to prevent condensate from occurring in compressed air systems – the consequences which result in costs can however be prevented: Utilising a CLEARPOINT® W water separator, for example directly downstream of the after cooler, creates maximum separation percentages and subsequent filtration will be relieved.

## Highest possible separation percentages

- › Process safe particle and condensate separation
- › 99 % separation percentage with very low pressure difference already with 30 % of the maximum volume flow
- › Flow optimised design with special swirl disc, innovative rectifier and rising pipe
- › BEKOMAT® for optimum condensate discharge
- › Validated aligned to ISO 12500-4



## Safe and durable

- › Very effective corrosion protection by utilising a housing design made of seawater resistant aluminium (anodised and powder coated externally)

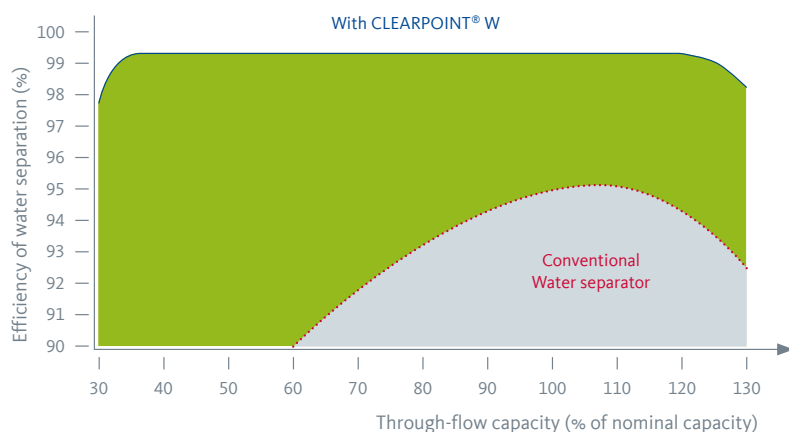
## Simple handling

- › Rapid assembly and dismantling as well as simple filter exchange is possible with doubled trapezoidal thread
- › Space saving connection possibilities for sequential connections of multiple filters



CLEARPOINT® W

## Process safety and highly-efficient water separation



The CLEARPOINT® W with flow-optimised design achieves an efficiency of up to 99 % over a wider performance range – for highest possible separation-percentages with lowest costs.

# Up to 50 bar

| Filter stages                     |  |  |  |  |  |  |  |
|-----------------------------------|---|---|---|---|---|---|---|
| Compressed air class (ISO 8573-1) | Water separator<br>CLEARPOINT® W<br><br>H <sub>2</sub> O                          | Coarse Filter<br>CLEARPOINT® C<br><br>25 µm                                       | Fine filter<br>CLEARPOINT® F<br><br>1 µm  | Ultra-fine filter<br>CLEARPOINT® S<br><br>0.01 µm                                 | Activated carbon filter<br>CLEARPOINT® A/V<br><br>Oil vapour<br>Odours              | Sterile filter<br>CLEARPOINT® SR<br><br>Bacteria, viruses,<br>Micro-organisms       | Vapour filter<br>CLEARPOINT® ST<br><br>25 – 1 µm                                    |
|                                   | 4 . - . 4   | 2 . - . 2   | 1 . - . 2*  | - . - . 1   |   |   |   |
| 50 bar                            |  |  |  |  |  |   |   |

\* Class 1 can also be achieved depending on ambient and operating conditions

## Clean performance under high pressure: CLEARPOINT® Filter up to 50 bar

High-pressure systems create particular challenges for all components. Our CLEARPOINT® high-pressure filter provides a decisive added value in such cases: Its construction and design are imple-

mented in all details for highest possible operating safety, also under high pressure, and ensures an optimum for separation performance.

## High corrosion resistance



Seawater resistant aluminium optimally protects the stream-lined housing against corrosion – exactly like the complete anodising and externally applied additional powder coating. CLEARPOINT® high-pressure filters are therefore also resistant to aggressive condensate.

# Safe and high-performance capable

## Safety improved

Piston compressors cause system-related pulsations in the compressed air flow, resulting in vibrations that can cause leaks in conventional filter housings. CLEARPOINT® filter housings remain leak tight due to a lockable screw sliding disc. Furthermore, it also prevents every unintentional opening of the housing: A clear warning signal is issued when attempting to open it under pressure.

## Optimal with BEKOMAT®


CLEARPOINT® high-pressure filters can be connected with the electronically level regulated BEKOMAT® 12 PN63 with self-monitoring for safe condensate discharge. The condensate drain operates reliably without pressure loss and enables remote monitoring with a potential-free contact.



## Impressive in many industrial areas



**Laser cutting plants**









**Auxiliary start up for ship diesel engines**



**Production for PET bottles**

CLEARPOINT® high-pressure filters fulfil the requirements for many industrial areas with applications up to a volume flow of 3,500 m³/h. With their seawater resistant alloying and very long service duration they can also cope with aggressive condensates e.g. for marine shipping.

# 100 to 500 bar

| Filter stages                     |  |  |  |  |  |  |  |
|-----------------------------------|---|---|---|---|---|---|---|
| Compressed air class (ISO 8573-1) | Water separator<br>CLEARPOINT® W<br><b>H<sub>2</sub>O</b>                         | Coarse Filter<br>CLEARPOINT® C<br><b>25 µm</b>                                    | Fine filter<br>CLEARPOINT® F<br><b>1 µm</b>                                       | Ultra-fine filter<br>CLEARPOINT® S<br><b>0.01 µm</b>                              | Activated carbon filter<br>CLEARPOINT® A/V<br><b>Oil vapour<br/>Odours</b>          | Sterile filter<br>CLEARPOINT® SR<br><b>Bacteria, viruses,<br/>Micro-organisms</b>   | Vapour filter<br>CLEARPOINT® ST<br><b>25 – 1 µm</b>                                 |
|                                   |   | <b>4 . - . 4</b>  | <b>2 . - . 2</b>  | <b>1 . - . 2*</b>   | <b>- . - . 1</b>  |   |   |
| <b>100 – 500 bar</b>              |   |  |  |  |  |   |   |

\* Class 1 can also be achieved depending on ambient and operating conditions

## Designed for harsh conditions CLEARPOINT® Filter 100 up to 500 bar

As the pressure increases, the requirements for the compressed air filtration and utilised devices also increase. With a particularly robust housing and higher temperature resistance of up to 120 °C,

the CLEARPOINT® high-pressure filter provides numerous technical and economical advantages for reliable separation of solid material contamination, aerosols, oil vapours and odours.

## The complete facilities for highest possible safety



No corrosion, no impairment for filter performance, no thread fretting  
All metallic components are made of stainless steel as standard production.



Radial sealing housing O-ring  
Advantage: no destruction of the O-ring during element exchange (danger when utilising axial-type O-ring seals).



Provision for economic element exchange.  
Standard feature (as of S 045) with connection for differential manometer.



Additional securing against loosening the housing screw connection from pulsating volume flow  
Lateral clamping screw prevents the lower part of the housing from screwing out.



Element exchange easily done in confined spaces  
Element connection either with screwthread (up to S 040) or with plug-in connector (as of S 045).  
No constriction for flow cross section e.g. with tension rod.



Comprehensive, complete documentation for traceability  
Acceptance certification according to DIN EN 10204.  
Embossed serial and batch numbers on housing parts.

# Stands up to **all** requirements

## Quality in every detail

The housing, filter element caps and support cylinder of our high-pressure filter are produced from stainless steel – for good reasons: This enables us to prevent corrosion and guarantee a very long service duration, also with aggressive condensates.

CLEARPOINT® high-pressure filters are available for pressure stages 100, 350 and 500 bar, optional with manual drain off and differential manometer.



## Totally reliable



**Diving bases**



**Shipping**



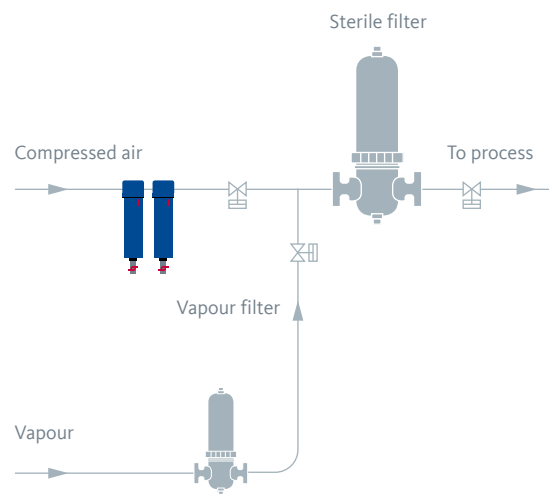
**Oil platforms**

Higher pressure, confined spaces, aggressive ambient conditions: CLEARPOINT® high-pressure filters operate safely under all conditions and also impress with their service advantages – such as the simple and safe element exchange, even with less space, by utilising screwed thread or plug-in connection.

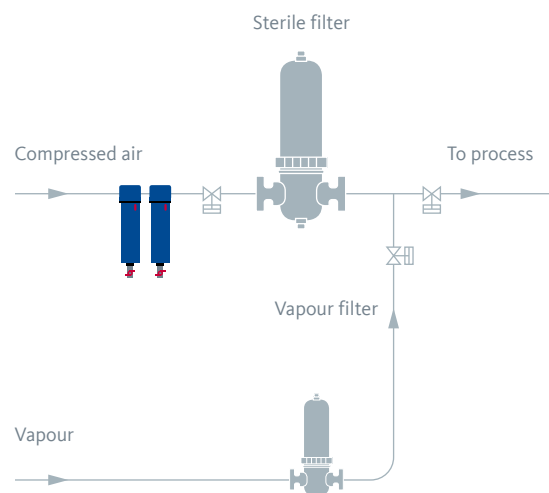
# Sterile and vapour filter

| Filter stages                           | <br>Sterile filter<br>CLEARPOINT® SR<br><b>Bacteria, viruses,<br/>           Micro-organisms</b> | <br>Vapour filter<br>CLEARPOINT® ST<br><b>25 – 1 µm</b> |
|---|---|--|
| Compressed air<br>class<br>(ISO 8573-1) |   |  |
| Pressure level<br>Up to 16 bar          |    |   |
| 50 bar                                  |   |  |
| 100 – 500 bar                           |   |  |

## The vapour sterilisation



Vapour sterilisation in direct flow; Flow direction from hot vapour through the sterile filter is identical with the through-flow direction for compressed air.



Vapour sterilisation in counter flow: Flow direction from hot vapour through the sterile filter is opposite to the through-flow direction for compressed air.

## Purity according to food standards: CLEARPOINT® Sterile and vapour filters

More and more industrial applications require germ-free compressed air, also under harsh conditions. Alongside the higher retention efficiency for bacteria, viruses and additional micro-organisms, the other most important factor is to achieve high through-flow percentages with lower pressure differences. The separation performance must be ensured even with minimum work load for the filter.

CLEARPOINT® sterile filters fulfil these requirements and are internationally approved for indirect contact with food according to FDA CFR Title 21 and 1935/2004/EC. In order to ensure that sterile filter remains sterile, it must be sterilised at regular intervals with saturated steam. Our solution: CLEARPOINT® vapour filter. The sterile and vapour filters share one housing made of high-quality, flow-optimised stainless steel for the highest possible process safety.

# An impressive system

## Filter housing

- › All components comply with FDA CFR Title 21 and 1935/2004/EC
- › High-quality stainless steel, suitable for contact with food
- › Connection for condensate drain and venting valve
- › 12 different installation sizes

## CLEARPOINT® Sterile filter

- › Germ-free hygiene
- › Complies with cGMP requirements
- › High dirt collection capacities with lower pressure differences
- › Maximum separation performance also with minimum work load
- › Up to 100 sterilisation cycles are possible

## CLEARPOINT® vapour filter

- › Increased vapour quality extends the service duration for the sterile filter
- › Porosity degree > 50%
- › Higher through-flow percentages with lower pressure difference
- › Can be regenerated with return flushing and ultrasound
- › Also suitable for culinary vapour



## Hygiene at the highest level



**Food industry**



**Beverage industry**



**Pharmaceutical industry**

CLEARPOINT® sterile filters are an impressive solution for sensitive areas like the food industry, in dairies and breweries, but also in the chemical and pharmaceutical industries: suitable and approved for indirect contact with food, can be utilised up to 180 °C (356 °F) and are particularly durable by utilising CLEARPOINT® vapour filters – both integrated in one, high-quality stainless steel housing.



Scan this code to receive the latest information from **BEKO TECHNOLOGIES**

# Everything from one source for your success!

When it comes to compressed air, no two applications are exactly the same. Every application creates its own very individual requirements for the compressed air quality. That is where our solutions come into their own! For more than three decades, we have represented high-performance, worldwide tried and tested compressed air and compressed gas technologies. For products, systems and solutions, which ensure the desired quality in the production processes for our customers and make them more efficient. From filtration and drying to condensate technology up to, and including, instruments for quality controlling and verification. From small compressed air plants to sophisticated process technology. We are the only supplier in the market offering all components found along the processing chain. For our products, we use only components that meet our stringent quality standards. Through dedication and expert knowledge, we are able to combine these components for optimum efficiency and reliability.



## Condensate technology



## Compressed air generator

As soon as the compressed air leaves the compressor, it must be processed and treated very specifically for the most varied applications.



## Excellent service

For us, customer service means that we assist our customers from the first moment of contact, during the planning and commission phase and when the system is up and running. We help you in all matters regarding cleaning, maintenance, measuring

and training: We are there for you for the entire service life of our products, offering you a wide range of services.

Scan this code to find out more about our services





## Drying



## Application

Our solutions create holistic solutions to ensure the required quality for every application.



## Olievrij



# BEKO TECHNOLOGIES



## Measurement technology



## Filtration

The correct solution for all requirements and quality classes – by utilising a large product programme of highly-efficient filter technology. CLEARPOINT® filters from **BEKO TECHNOLOGIES** impress with lower energy costs, longer service life, excellent process safety and safe filtration of aerosols, oil and dust – up to 500 bar and particularly efficient by utilising the innovative 3eco filter elements.

## Why is the whole greater than the sum of its parts?

Our solutions combine not only the expertise of a leading system provider, rather more also the personal motivation of every single member of our staff. Impulse and ideas from practical situations, our demands on ourselves, our high regard for our customers,

partners and the environment, all this is integral for our product development processes. This is reflected in every single product that leaves our factories.

**BEKO TECHNOLOGIES. Better through Responsibility**

# Do **you** want to know more about filtration?


We have the answers! We would be delighted to hear from you to explore solutions for your specific compressed air system.

## This is **BEKO** TECHNOLOGIES:

- › Established in 1982 by Berthold Koch
- › Independent, family-owned company
- › Head office based in Neuss, Germany
- › Operates production plants in Germany, the USA, India and China
- › Global sales network
- › Committed to the highest quality standards
- › Certified according to EN ISO 9001:2015

BEKO TECHNOLOGIES GMBH  
Im Taubental 7 | D-41468 Neuss

Tel. +49 21 31 988-10 00  
beko@beko-technologies.com  
www.beko-technologies.com



**Better through Responsibility**



We reserve the right to introduce technical amendments, E&EO.